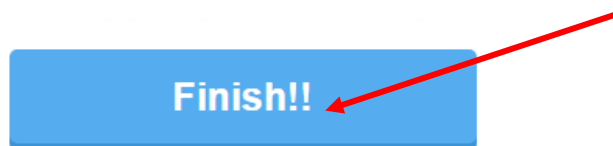
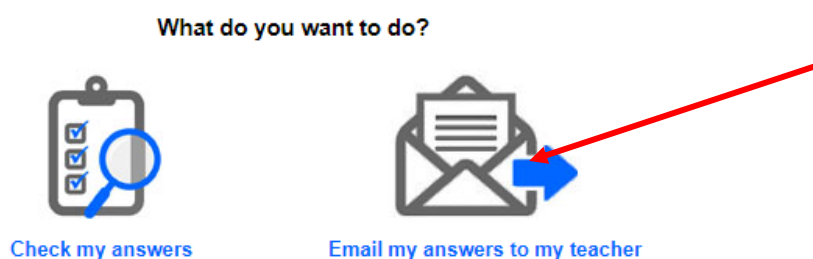


## NAVODILA ZA ODDAJO INTERAKTIVNEGA UČNEGA LISTA

1. Ko končaš z reševanjem interaktivnega učnega lista, klikneš na gumb »Finish!!«.




2. Prikaže se ti naslednje okno. Klikneš na »Email my answers to m teacher« ....



3. ... in izpolniš polja pod ikono.

What do you want to do?



Check my answers      Email my answers to my teacher

Enter your full name:

Group/level:

School subject:

Enter your teacher's email or key code:

4. Ko vpišeš vse podatke, klikneš na gumb »Send« - pošlji.

Enter your full name: \_\_\_\_\_  
\_\_\_\_\_

Group/level:

School subject:

Enter your teacher's email or key code: \_\_\_\_\_  
\_\_\_\_\_

